




MODEL J AUTOMATIC SANDBLASTER PARTS LIST

1.	Horizontal cable and spring.
2.	Sight gauge. Two required.
3.	Horizontal speed control valve.
4.	Horizontal cylinder - 36" size for 8' model, 48" size for 10' model.
5.	Protective bellows for cylinder rod.
6.	Viewing screen frame. Consists of frame, screen material, and retainer ring.
7.	Non-viewing frame. Consists of frame, white plastic panel, and retainer ring.
8.	4" diameter V-groove wheel. 12 required.
9.	Vertical cylinder - 30" size.
10.	Protective bellows for cylinder rod.
11.	Vertical cable.
12.	Vertical cable adjustment clamp. Consists of wing nut, slotted stud, and retainer nut.
13.	Retracting wire reel. Two required.
14.	Horizontal limit switch assembly. Consists of limit switch, sliding baseplate, and adjusting knob. Two required.
15.	Trigger for horizontal limit switches.
16.	Vertical limit switch assembly. Consist of limit switch, sliding baseplate, and adjusting knob. Two required.
17.	Vertical speed control valve.
18.	Vertical hose and wire bundle. Consists of: vertical air hose, vertical hydraulic hose, and two vertical limit switch cords.
19.	Vertical air pressure gauge.
20.	Vertical air reversing valve body.
21.	Vertical air valve solenoid. Two required.
22.	Vertical air pressure regulator. Rotate to change air pressure setting.
23.	Horizontal air pressure regulator. Rotate to change air pressure setting.
24.	Horizontal air reversing valve body.
25.	Horizontal air valve solenoid. Two required.
26.	Indicator light 2 on each valve. Light is on when solenoid is activated.
27.	Manual override button (Overrides the electric solenoid when pressed.)
28.	Air filter.
29.	Air shutoff valve.
30.	Upper dust seal - Two rubber strips required.
31.	Sandhose support spring.
32.	Sandhose - 3/4" ID x 1-1/2" OD x 16' long.
33.	Electric cord for moving light.
34.	Lower dust seal - Two rubber strips required.
35.	Nozzle holder. Consists of cap and sleeve.
36.	3" plastic wheels with axles and grease fittings. Four required.
37.	Vertical cable and spring.
38.	Floodlight fixture. Three required.
39.	Electric disconnect switch.

HIRONS MEMORIAL WORKS
14950 U.S. Rt. 68, Mt. Orab, Ohio 45154
PH: (937) 444-2917 FAX: (937) 444-2646





YOUR MACHINE IS EQUIPPED WITH THE MAC VALVE CONTROL PANEL.

THE NEW MAC VALVE OFFERS IMPROVEMENTS OVER THE PREVIOUS SMC VALVES. THESE VALVES INCORPORATE A PILOT ASSIST FEATURE THAT STARTS THE VALVE TO SHIFT WITH AN ELECTRIC SOLENOID, AND THEN USES AIR PRESSURE TO ASSIST IN THE SHIFTING PROCESS. THIS VALVE IS NOT AS SUSCEPTIBLE TO CONTAMINATION FROM A DIRTY OR OILY AIR SUPPLY.